

State policies that promote health, education, and strong families can help the early development and school readiness of America's youngest citizens. This profile highlights Missouri's policy choices alongside other data related to the well-being of young children.

Health and Nutrition

States can support young children's development by making key policy choices in early health and development. This section of ITO highlights states' policy choices for supporting young children's wellbeing: 1) Access to and continuity of health care, including state Medicaid/CHIP eligibility levels and coverage of legal immigrant children; 2) Parents' access to health care, including for low-income pregnant women, and access to a medical home for young children; and 3) Preventive screening and assessment, including adherence to recommended schedules for well-child visits.

Early Care and Education

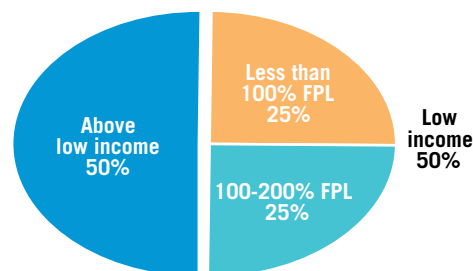
States make important decisions about the early care and education services they provide to young children and families. This section of ITO highlights states' key policy choices that affect children's development and parents' ability to work: 1) Access to childcare, including subsidy eligibility levels and reimbursement rates; and 2) States' investment in Head Start, Early Head Start, pre-kindergarten, child care centers' class size and student-teacher ratios and investment in infant/toddler specialist networks and credentials and Quality Rating Improvement Systems.

Parenting and Economic Supports

States make critical policy choices that help low-income parents effectively support young children's healthy development. This section of ITO spotlights states' policy choices related to important economic supports for low-income families with young children: 1) TANF requirements for parents of young children; and 2) Income support policies including tax relief, earned income and dependent care tax credits, as well as child support disregards.

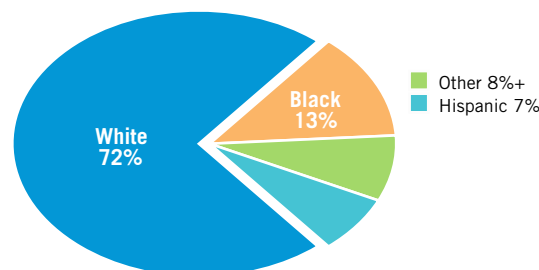
Young children (under age 6)¹: 477,288

Young children by income, 2009¹



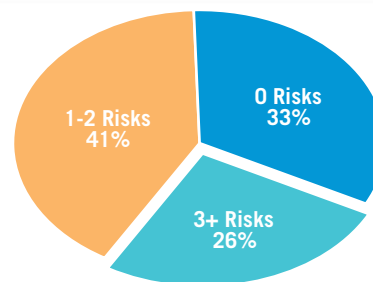
Among young low-income children, 13% live in extreme poverty (less than 50% FPL).

Young children by race/ethnicity, 2009¹



+ "Other" represents all racial/ethnic groups with very small sample sizes

Exposure to multiple risk factors* among young children, 2009²



* Risk factors include any combination of the following: single parent, living in poverty, linguistically isolated, parents have less than a high school education, and parents have no paid employment.

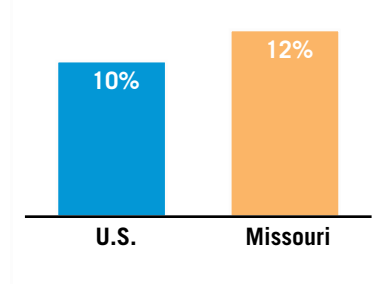
HEALTH AND NUTRITION

State Choices to Promote Access

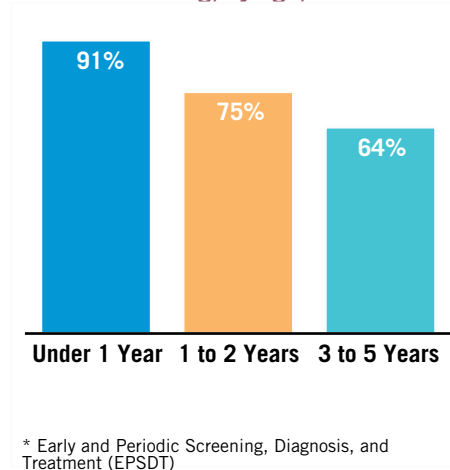
Income eligibility limit for public health insurance (Medicaid/CHIP) at or above 200% of the federal poverty level (FPL). [2010]³

- Children <1 year
State eligibility set at 300% FPL (Separate State CHIP Program)
- Children ages 1-5 years
State eligibility set at 300% FPL (Separate State CHIP Program)
- Pregnant women
State eligibility set at 185% FPL (Medicaid)
- Immigrant children <1 year
- Immigrant children 1-5 years
- Immigrant pregnant women
- Provide lawfully residing immigrant children with Medicaid/CHIP coverage without 5-year waiting period [2010]⁴
- Provide lawfully residing pregnant immigrant women with Medicaid/CHIP coverage without 5-year waiting period [2010]⁴
- Provide temporary coverage to pregnant women under Medicaid until eligibility can be formally determined. [2010]⁵
- Provide temporary coverage to children under Medicaid or CHIP until eligibility can be formally determined. [2010]³
Available for Medicaid only - eligible children must have family income of 150% FPL or less
- Include at-risk children in the definition of eligibility for IDEA Part C. [2009]⁵
- Do not require redetermination of eligibility for Medicaid/CHIP more than once a year [2010]³

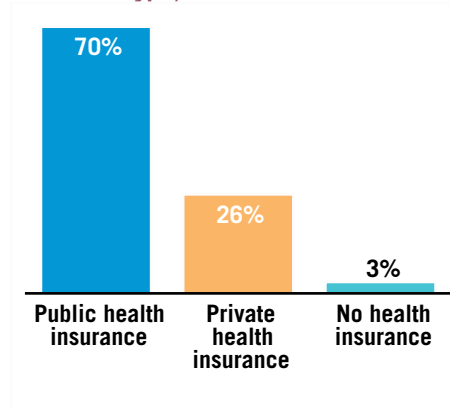
Young children who lack health insurance, 2009¹



Percent of eligible children who received at least one EPSDT* screening, by age, 2008⁶



Percent of low-income children with a medical home, by insurance type, 2007⁷



HEALTH AND NUTRITION

State Choices to Promote Quality

EPSDT screening periodicity schedule meets recommendations of American Academy of Pediatrics [FY 2009]⁸

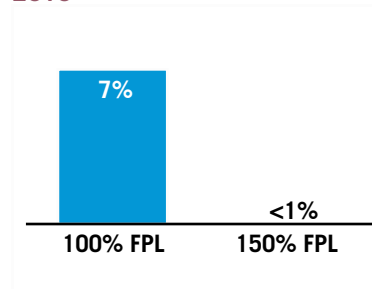
- 7 Screenings for children <1 year
State requires 5 screens. 89% of eligible screens were completed in 2009.
- 4 Screenings for children 1-2 years
State requires 4 screens. 82% of eligible screens were completed in 2009.
- 3 Screenings for children 3-5 years
State requires 3 screens. 68% of eligible screens were completed in 2009.
- Require newborn screening for the 29 metabolic deficiencies/disorders recommended by the March of Dimes [2011]⁹

EARLY CARE AND EDUCATION

State choices to promote access

- Set the income eligibility limit for child care subsidies at or above 200% FPL. [2010]¹⁰
A family of three is eligible up to \$23,520 or 128% FPL. This is an increase from 124% FPL in 2009.
- Child care subsidy reimbursement rate meets the recommended 75th percentile of the market rate for two consecutive years [2010]¹¹
- Redetermine the eligibility for child care subsidies no more than once per year [2010]¹¹
- Supplement Early Head Start with state or other federal funds. [2008]¹²
- Fund a pre-kindergarten program and/or supplement Head Start. [2010]¹³
\$13,215,441 for pre-kindergarten

Monthly child care co-payment fees as a percent of income for a family of three with one child in care, 2010¹⁴



State choices to promote quality

- Require one adult for every 8 4-year-olds, and a maximum class size of 16 in child care centers. [2008]¹⁵
Child care regulations require one adult for every 10 children, and the maximum class size is not regulated.
- Require one adult for every four 18-month-olds, and a maximum class size of eight in child care centers. [2008]¹⁵
Child care regulations require one adult for every 4 children, and the maximum class size is 8.
- Allocate state or federal funds for a network of infant/toddler specialists that provide assistance to child care providers. [2010]¹⁶
- Have early learning standards or developmental guidelines for infants and toddlers. [2010]¹⁷
- Have an infant/toddler credential. [2010]¹⁸
- Require through regulation that infants and toddlers in child care centers be assigned a consistent primary caregiver. [2008]¹⁵
- Have implemented a statewide Quality Rating Improvement System (QRIS) [2010]¹⁹

PARENTING AND ECONOMIC SUPPORTS

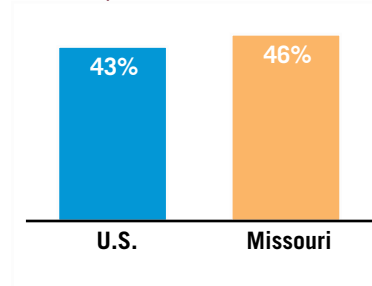
State choices to promote effective parenting

- Provide option to extend Medicaid coverage for family planning to otherwise ineligible low-income women [2011]²⁰
Eligibility based on income up to 185% FPL.
- Exempt single parents on TANF from work requirements until the youngest child reaches age 1. [2009]²¹
Parent must return to work when child is 12 months
- Reduce the TANF work requirement to 20 hours or less for single parents with children under age 6 [2009]²²
Required to work 20 hours
- Operate a statewide home visiting program. [2007]²³

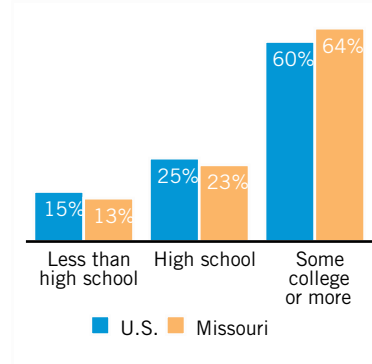
State choices to support family economic security

- Establish a state minimum wage that exceeds the federal minimum wage (\$7.25/hr). [2011]²⁴
\$7.25
- Exempt single-parent families of three below the poverty level from personal income tax. [2009]²⁵
Up to 84% FPL
- Offer a refundable state Earned Income Tax Credit. [2010]²⁶
- Offer a refundable state dependent care tax credit. [2011]²⁷
MO does not have a Child and Dependent Care Tax Credit.
- Keep copayments for child care subsidies below 10% of family income for families of three at 150% FPL [2010]²⁸
Not eligible at 150% FPL. Copayments below 10% of family income at 100% FPL.
- Allow families on TANF to receive some or all of their child support payment without reducing TANF cash assistance. [2009]²⁹
- Offer exemptions and/or extensions of the TANF benefit time limit for women who are pregnant or caring for a child under age 6. [2009]²²

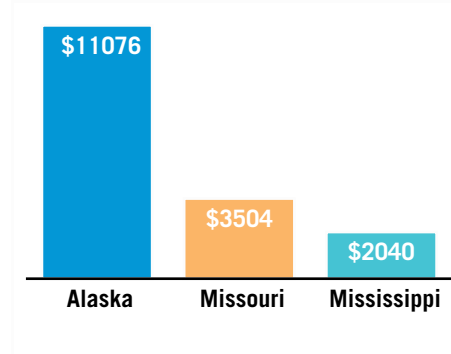
Low-income young children with a parent employed full-time, 2009¹



Education levels of mothers with young children, 2009¹



Maximum annual TANF benefit for a family of 3, 2009²²



This profile is a product of NCCP's *Improving the Odds for Young Children* initiative. It is funded through NCCP's participation in The Birth to Five Policy Alliance, sponsored by the Buffett Early Childhood Fund. The information represents the most recent 50-state data sources and will be updated with the release of new data. See www.nccp.org/improvingtheodds for other state profiles.

DATA NOTES AND SOURCES

1. National data were calculated from the Annual Social and Economic Supplement (the March supplement) of the Current Population Survey from 2010, representing information from the previous calendar year. State data were calculated from the 2009 American Community Survey, representing information from 2009.
2. State ETV Programs. 2010. ETV Program website. Accessed February 11, 2011, from www.statevoucher.org/state_not_in_service.shtml.
3. Heberlein, Martha; Brooks, Tricia; Guyer, Jocelyn; Artiga, Samantha; and Stephens, Jessica. 2011. *Holding Steady, Looking Ahead: Annual Findings of a 50-State Survey of Eligibility Rules, Enrollment and Renewal Procedures, and Cost Sharing Practices in Medicaid and CHIP, 2010-2011* Kaiser Commission on Medicaid and the Uninsured, The Henry J. Kaiser Family Foundation. <http://www.kff.org> (accessed February 16, 2011)
4. Some states might offer this coverage through Medicaid alone, or through Medicaid and CHIP Heberlein, Martha; Brooks, Tricia; Guyer, Jocelyn; Artiga, Samantha; and Stephens, Jessica. 2011. *Holding Steady, Looking Ahead: Annual Findings of a 50-State Survey of Eligibility Rules, Enrollment and Renewal Procedures, and Cost Sharing Practices in Medicaid and CHIP, 2010-2011* Kaiser Commission on Medicaid and the Uninsured, The Henry J. Kaiser Family Foundation. <http://www.kff.org> (accessed February 16, 2011)
5. The Early Intervention Program for Infants and Toddlers with Disabilities (Part C) section of The Individuals with Disability Education Act (IDEA) provides early intervention services to children and families age 0-2yrs. Nationally, an average of 2.53% of children ages 0-2 are served. U.S. Department of Education, Office of Special Education Programs, Data Analysis System (DANS). 2008. *Infants and Toddlers Receiving Early Intervention Services in Accordance with Part C*.
6. U.S. Department of Health and Human Services, Centers for Medicare and Medicaid Services. 2009. *The Annual EPSDT Report (Form CMS-416)*. www.cms.hhs.gov/MedicaidEarlyPeriodicScrn/03_StateAgencyResponsibilities.asp (accessed November 18, 2009)
7. Child and Adolescent Health Measurement Initiative. *2007 National Survey of Children's Health*, Data Resource Center for Child and Adolescent Health. www.nschdata.org. (accessed February 28, 2010).
8. U.S. Department of Health and Human Services, Centers for Medicare and Medicaid Services. 2010. The Annual EPSDT Report (Form CMS-416). Accessed February 18, 2010, from <https://www.cms.gov>
9. National Newborn Screening and Genetics Resource Center. 2011. *National Newborn Screening Status Report*. <http://genes-r-us.uthscsa.edu> (accessed September 14, 2011). <http://www.marchofdimes.com> (accessed September 14, 2011).
10. Schulman, Karen; Blank, Helen. 2010. *State Child Care Assistance Policies 2010: Most States Hold the Line, But Some Lose Ground in Hard Times*. National Women's Law Center. <http://www.nwlc.org> (accessed Oct. 18, 2010).
11. U.S. Department of Health and Human Services, Administration for Children and Families. 2010. *Report of State and Territory Plans, FY 2010 - 2011*. <http://nccic.acf.hhs.gov> (Accessed February 23, 2010)
12. Schumacher, Rachel; DiLauro, Elizabeth. 2008. *Building on the Promise: State Initiatives to Expand Access to Early Head Start for Young Children and their Families*. Washington, DC: Center for Law and Social Policy and Zero to Three Policy Center.
13. Barnett, W. Steven; Epstein, Dale J.; Friedman, Allison H.; Carolan, Megan E.; Fitzgerald, Jen; Ackerman, Debra J. 2010. *The State of Preschool 2010*. New Brunswick, NJ: National Institute for Early Education Research. <http://nieer.org> (accessed August 2, 2011).
14. Schulman, Karen; Blank, Helen. 2010. *State Child Care Assistance Policies 2010: New Federal Funds Help States Weather The Storm*. National Women's Law Center. Accessed November 3, 2010, from www.nwlc.org/sites/default/files/pdfs/statechildcareassistancepoliciesreport2010.pdf
15. National Association for Regulatory Administration and the National Child Care Information and Technical Assistance Center. 2010. *The 2008 Child Care Licensing Study: Final Report*. <http://www.naralicensing.org> (accessed August 16, 2010).
16. National Infant and Toddler Child Care Initiative. 2010. *Infant/Toddler Specialist Network Fact Sheet*. <http://nitcci.nccic.acf.hhs.gov> (accessed August 3, 2011).
17. National Infant and Toddler Child Care Initiative. *Infant/Toddler Early Learning Guidelines Factsheet*. 2010. <http://main.zerotothree.org> (accessed July 26, 2011).
18. National Infant and Toddler Child Care Initiative. 2010. *Infant/Toddler Credential Fact Sheet*. Personal Communication.
19. NCCP contacted the New Hampshire Bright Stars programs and was informed that it is not a QRIS program. NCCP could not find confirmatory evidence beyond NCCIC that DC Gold Stars program is still active. DC Action for Children reported that the district does not have a QRIS program (<http://www.dcactionforchildren.org>). U.S. Department of Health and Human Services, Administration for Children and Families, National Child Care Information and Technical Assistance Center. 2010 *States and Communities Operating, Piloting, or Exploring or Designing a Quality Rating and Improvement System* nccic.acf.hhs.gov/qrisesresourceguide/?do=qrisesstate (accessed August 16, 2010).
20. Guttmacher Institute. 2011. *State Policies in Brief: State Medicaid Family Planning Eligibility Expansions, as of August 3, 2011*. New York, NY: Guttmacher Institute. <http://www.guttmacher.org>
21. The federal poverty level for a family of three was \$18,310/yr in 2009.
22. Rowe, Gretchen; Murphy, Mary. 2010. *The Welfare Rules Databook: State Policies as of July 2009*. The Urban Institute. <http://www.acf.hhs.gov> (accessed February 18, 2011).
23. Rowe, Gretchen; Murphy, Mary. 2010. *The Welfare Rules Databook: State Policies as of July 2009*. The Urban Institute. <http://www.acf.hhs.gov> (accessed February 18, 2011).
24. Johnson, Kay. 2009. *State-based Home Visiting: Strengthening Programs through State Leadership*. New York, NY: National Center for Children in Poverty, Columbia University Mailman School of Public Health.
25. U.S. Department of Labor, Employment Standards Administration. 2011. *Minimum Wage Laws in the States, January 2011*. <http://www.dol.gov> (accessed February 22, 2011).
26. Oliff, Phil; Singham, Ashali. 2010. *The Impact of State Income Taxes on Low-Income Families in 2009*. Center on Budget and Policy Priorities. <http://www.cbpp.org> (accessed August 13, 2010).
27. State EITC Programs, TaxCreditResources.org. Community Resources Information, Inc. website. Accessed August 3, 2011 from <http://www.taxcreditresources.org>
28. National Women's Law Center. 2011. *Making Care Less Taxing, Improving State Child and Dependent Care Tax Provisions*. Washington, DC: National Women's Law Center. <http://www.nwlc.org> (accessed August 3, 2011)
29. Schulman, Karen; Blank, Helen. 2010. *State Child Care Assistance Policies 2010: New Federal Funds Help States Weather the Storm*. National Women's Law Center. <http://www.nwlc.org> (accessed September 14, 2011).

29. Vinson, Michelle; Turetsky, Vicky. 2009. *State Child Support Pass-Through Policies*. Center for Law and Social Policy. <http://www.clasp.org> (accessed November 10, 2009)