

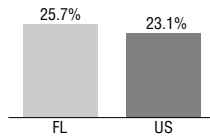


FLORIDA

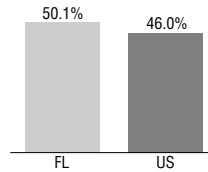
1,132,908 young children (0–6)

State rank in income inequality: 14 (1 is most unequal)

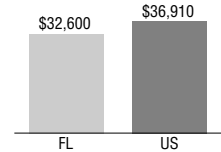
Percent of young children who live in poverty



Percent of young children who are low-income (below 200% of the federal poverty level, FPL)



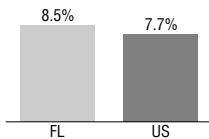
State median income for families with young children



State Efforts to Promote Family Economic Security

Wage and Income Supports

Percent of young children with at least one parent working full-time who remain in poverty



Income tax policies N/A: No state income tax

- State income tax threshold is at or above the federal poverty level for a single-parent family of three
- Refundable earned income credit
- Refundable dependent care credit

Minimum wage

- Above federal level of \$5.15

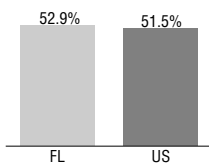
Temporary Assistance to Needy Families (TANF)

Maximum annual TANF benefit for a single-parent family of three with no earnings: \$3,636

Percent of state median income: 11.2%

Percent of federal poverty level: 25.7%

Percent of low-income young children whose parents are employed full- or part-time



Child Care Assistance (through the Child Care and Development Fund, CCDF)

CCDF subsidy coverage

Children who use CCDF subsidies as a percent of those who would be eligible under maximum federal guidelines: FL: 8% US: 12%

Subsidy purchasing power

- Maximum payment rate set at or above 75th percentile of market rate based on a recent survey

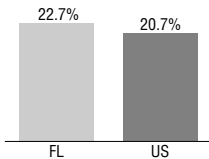
Subsidy co-payment burden

- Co-payment does not exceed 10% of income for single-parent family of three at 150% FPL

State spending

- Transfers TANF block grant funds to CCDF

Percent of low-income young children who lack health insurance



Health and Nutrition Assistance

Maximum Medicaid/Children's Health Insurance Program (CHIP) eligibility levels

- Infants (0–1 year) above 200% FPL (FL: 200% FPL)
- Children (1–6 years) above 200% FPL (FL: 200% FPL)
- Parent earning poverty-level wages is eligible for Medicaid (single-parent family of three)

Income eligibility limit: \$4,704

Percent of federal poverty level: 34.5%

Food stamp coverage

Young children (under age 5) who receive benefits as a percent of those below 130% FPL:

FL: 52.6% US: 58.5%

Nutrition Program for Women, Infants, and Children (WIC)

- State supplements WIC funding

Data are most recent available (ranging from 1998 to 2000). Bar graph data are averaged across 1994, 1996, and 1998. See Reader's Guide.



State Child Development and Family Support Efforts

Overview

In 1999, Florida passed school readiness legislation to expand and improve early childhood services. The state has implemented a new home visiting program for at-risk families with young children, and has increased funding for Healthy Start by 21 percent since *Map and Track 1998*. Florida also continues to fund prekindergarten services for low-income children and children of migrant workers.

Programs for Young Children and Their Families

0–3 **Healthy Start** provides health and developmental screenings, parent education, case management, home visits, and service referrals to pregnant women or families with infants up to age 1 (up to age 3 in some areas). The 32 Healthy Start Coalitions—county or multi-county public/private partnerships—design and monitor local service delivery systems.
Eligibility: Low income Selected risk factors
 Universal
Funding: \$38.6 million (FY00) ▲
Served: 75,857 infants; 88,985 pregnant women (FY99)

Florida First Start is a home/school partnership for children from birth to age 4 at risk for school failure. Services include parent education and support, monthly home visits, child development and health screenings, and parent group meetings and resource centers. Four-year-olds may be served if they are not enrolled in a full-day prekindergarten program.

Eligibility: Low income Selected risk factors
 Universal
Funding: \$3 million (FY00)
Served: 3,000 children (FY00)

3–6 **Prekindergarten Early Intervention** provides low-income 3- and 4-year-olds with full-day (6.5 hours) school-based services in all 67 school districts. The Partnership for School Readiness promotes coordination between this program and other early childhood services. Funding is provided by state lottery proceeds.

Eligibility: Low income Selected risk factors
 Universal
Funding: \$97 million (FY00) ◆
Served: 30,325 children (FY00)

Migrant Prekindergarten provides full-day (6 hours) classroom and comprehensive services to 3- and 4-year-old children of agricultural workers.

Eligibility: Low income Selected risk factors
 Universal
Funding: \$3.3 million (FY00)
Served: 3,270 children (FY00)

0–6 **Healthy Families Florida** (New) is a community-based voluntary home visiting program to promote positive parent-child interaction and healthy child development and to prevent child abuse and neglect. Based on the Healthy Families America model, services begin prenatally or at birth and continue for 3 to 5 years depending on family need. The program operates in high-risk areas in 73 percent of Florida's counties. All families residing in these areas are eligible for screening; families deemed at-risk then receive services. Funding is mostly from tobacco settlement funds, supplemented with TANF funds.

Eligibility: Low income Selected risk factors
 Universal
Funding: \$25.9 million (FY00) T
Served: 6,651 families (FY00)

The Transition to School

Transition efforts through state-funded Head Start or pre-k:
 Required Encouraged
 None reported Not applicable
Kindergarten—school districts required to provide:
 Full-day Half-day Not required
Kindergarten attendance:
 Compulsory Voluntary

Early Childhood Systems Development

Florida Partnership for School Readiness legislation was passed in 1999 to enhance the availability and quality of early childhood programs for children from birth to age 5. It authorized the creation of the state-level Partnership for School Readiness as an independent state office; 57 local School Readiness Coalitions; and the School Readiness Trust Fund, which will blend existing early care and education funds to be awarded as block grants to the coalitions. The first block grants will be awarded in fiscal year 2001. The Florida Partnership sets state policy and approves the establishment of local coalitions. Both state and local entities develop plans addressing eligibility, enhancement of existing services, program standards, evaluation, and outcome indices.

Related Initiatives

TEAM Florida Partnership, a state interagency policy, coordination, and technical assistance group, supports community efforts to improve family preservation, family support, and other services. Community Facilitators ensure broad participation in planning and implementation and provide feedback to the state.

Funding change since *Map and Track 1998*: ▲ increase ▼ decrease ◆ no significant change

T includes TANF funds