



Basic Facts About Low-Income Children: Birth to Age 3

SEPTEMBER 2007

For comparable information about all children, see *Basic Facts About Low-Income Children: Birth to Age 18*, or about young children, see *Basic Facts About Low-Income Children: Birth to Age 6*.

What is the federal poverty level (FPL) in 2007?¹

- \$20,650 for a family of 4.
- \$17,170 for a family of 3.
- \$13,690 for a family of 2.

Is a poverty-level income enough to support a family?

Research suggests that, on average, families need an income equal to about two times the federal poverty level to meet their most basic needs.² Families with incomes below this level are referred to as low income:

- \$41,300 for a family of 4.
- \$34,340 for a family of 3.
- \$27,380 for a family of 2.

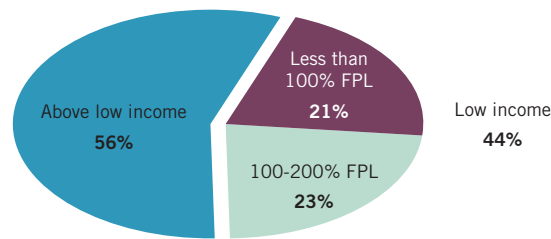
These figures approximate the average minimum income families need to make ends meet, but actual expenses vary greatly by locality. For a family of 4, the cost of basic family expenses is about \$36,000 per year in Houston, \$40,000 in Chicago, and \$49,000 in Hartford.³

How many infants and toddlers in the United States live in low-income families?

There are more than 12 million infants and toddlers in the United States.

- 44%—5.4 million—live in low-income families.
- 21%—2.6 million—live in poor families.

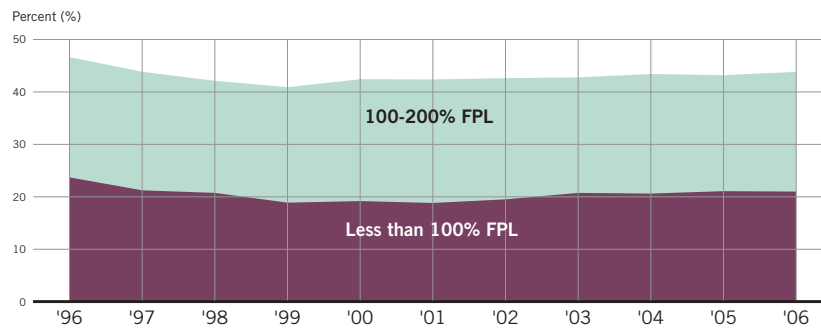
Infants and toddlers, by family income, 2006



Have these numbers changed over time?

After a decade of decline, the proportion of children under age 3 living in low-income families is rising again, a trend that began in 2000. Between 2000 and 2006, the number of children of all ages who were poor increased by 11%. During the same period, the number of infants and toddlers who were poor increased by 16%.

Infants and toddlers living in low-income families, 1996-2006



What are the family characteristics of low-income infants and toddlers?

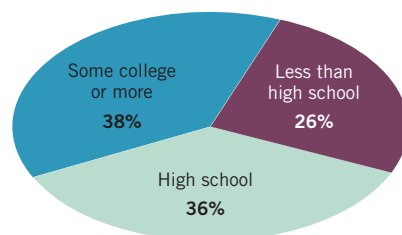
Parents' Employment

- 52% of infants and toddlers in low-income families—2.8 million—have at least one parent who works full-time, year-round.
- 28% of infants and toddlers in low-income families—1.5 million—have at least one parent who works part-time or full-time, part-year.
- 20% of infants and toddlers in low-income families—1.1 million—do not have an employed parent.

Parents' Education

- 26% of infants and toddlers in low-income families—1.4 million—live with parents who have less than a high school education.
- 36% of infants and toddlers in low-income families—2.0 million—live with parents who have only a high school diploma.
- 38% of infants and toddlers in low-income families—2.0 million—live with parents who have some college or more.

Infants and toddlers living in low-income families, by parents' education level, 2006



Family Structure

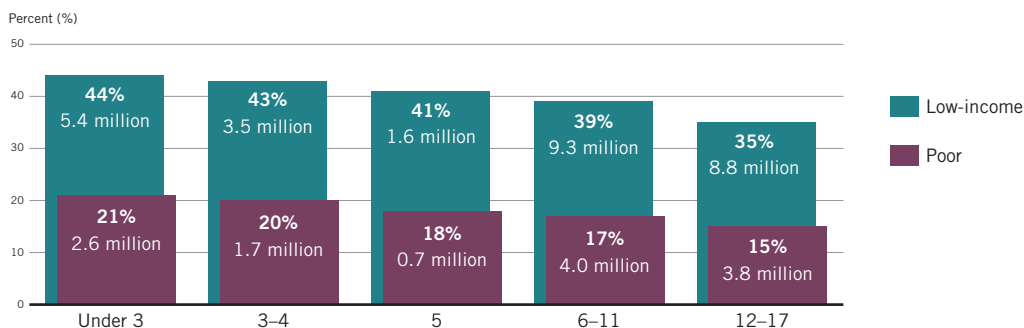
- 51% of infants and toddlers in low-income families—2.7 million—live with a single parent.
- 49% of infants and toddlers in low-income families—2.6 million—live with married parents.

Does the percent of children in low-income families vary by children's age?

Young children are disproportionately low income. 43% of children under age 6—more than 10 million—live in low-income families.

- 44% of children under age 3 years—5.4 million—live in low-income families.
- 43% of children ages 3 and 4 years—3.5 million—live in low-income families.
- 41% of children age 5 years—1.6 million—live in low-income families.
- 39% of children ages 6 through 11 years—9.3 million—live in low-income families.
- 35% of children ages 12 through 17 years—8.8 million—live in low-income families.

Children living in low-income and poor families, by age group, 2006

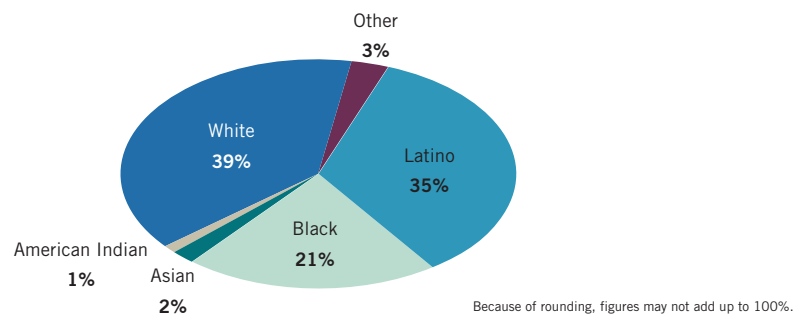


Does the percent of infants and toddlers in low-income families vary by race/ethnicity?

- 70% of American Indian infants and toddlers—over 44,000—live in low-income families.
- 64% of Latino infants and toddlers—1.9 million—live in low-income families.
- 65% of black infants and toddlers—1.1 million—live in low-income families.
- 24% of Asian infants and toddlers—0.1 million—live in low-income families.
- 31% of white infants and toddlers—2.1 million—live in low-income families.

Although American Indian, Latino, and black children are disproportionately low income, whites comprise the largest group of low-income infants and toddlers.

Infants and toddlers living in low-income families, by race/ethnicity, 2006



Does the percent of infants and toddlers in low-income families vary by parents' country of birth?⁴

- 60% of infants and toddlers with immigrant parents—1.3 million—live in low-income families.
- 40% of infants and toddlers with native-born parents—3.7 million—live in low-income families.

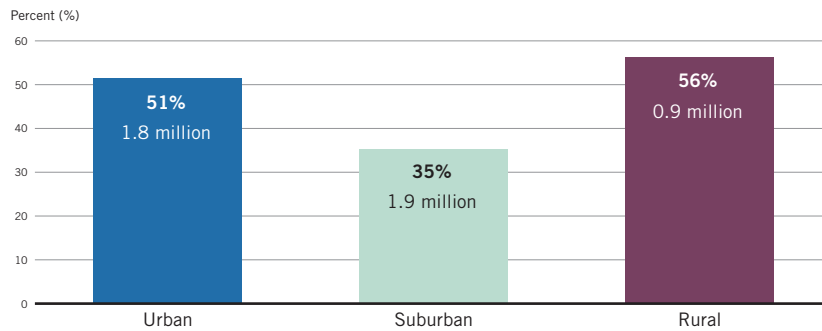
Does the percent of infants and toddlers in low-income families vary by where children live?

Region

- 48% of infants and toddlers in the South—2.3 million—live in low-income families.
- 45% of infants and toddlers in the West—1.3 million—live in low-income families.
- 34% of infants and toddlers in the Northeast—0.7 million—live in low-income families.
- 41% of infants and toddlers in the Midwest—1.1 million—live in low-income families.

Type of Area

Infants and toddlers living in low-income families, in urban, suburban, and rural areas, 2006



Residential Instability

- 18% of infants and toddlers in low-income families—1.0 million—moved in the last year.
- 10% of infants and toddlers in above low-income families—0.7 million—moved last year.

Endnotes

This fact sheet is part of the National Center for Children in Poverty's demographic fact sheet series and is updated annually. Estimates, unless otherwise noted, were prepared by Ayana Douglas-Hall and Michelle Chau of NCCP based on the U.S. Current Population Survey, Annual Social and Economic Supplement, March 2007. Estimates include children living in households with at least one parent and most children living apart from both parents (for example, children being raised by grandparents). Children living independently, living with a spouse, or in group quarters are excluded from these data. Children ages 14 and under living with only unrelated adults were not included because data on their income status were not available. Among children who do not live with at least one parent, parental characteristics are those of the householder and/or the householder's spouse.

1. These numbers are from the federal poverty guidelines issued annually by the U.S. Department of Health and Human Services. The demographic findings in this fact sheet were calculated using more complex versions of the federal poverty measure - the thresholds issued by the U.S. Census Bureau. For more information on measuring poverty, see NCCP's state profiles and the U.S. Department of Health and Human Services <aspe.hhs.gov/poverty/07poverty.shtml>.

2. Bernstein, J.; Brocht, C.; & Spade-Aguilar, M. (2000). *How much is enough? Basic family budgets for working families*. Washington, DC: Economic Policy Institute.

3. These figures were derived from NCCP's Family Resource Simulator <www.nccp.org/tools/frs>.

4. Approximately 0.3 million low-income infants and toddlers live in households with one immigrant parent and one native-born parent. Those children are not counted in this figure.

For state-level demographic data, see the National Center for Children in Poverty web site:
www.nccp.org.